

2000 SERIES REUSABLE COUPLINGS

Push-on fittings have aggressive barbs that are designed to work without clamps **ONLY** on push-on hose. They will not hold pressure on ordinary general purpose hoses. Adding clamps when using push-on fittings may cause premature failure due to cutting of the hose tube under the clamp. For general purpose hoses or for applications where clamps are used, we recommend industrial brass hose barbs.

2016... NPTF MALE



Part Number	Pipe Size	Hose I.D.
2016-02-04	1/8"	1/4"
2016-02-06	1/8"	3/8"
2016-04-04	1/4"	1/4"
2016-04-06	1/4"	3/8"
2016-04-08	1/4"	1/2"
2016-06-04	3/8"	1/4"
2016-06-06	3/8"	3/8"
2016-06-08	3/8"	1/2"
2016-06-10	3/8"	5/8"
2016-08-06	1/2"	3/8"
2016-08-08	1/2"	1/2"
2016-08-10	1/2"	5/8"
2016-08-12	1/2"	3/4"
2016-12-08	3/4"	1/2"
2016-12-10	3/4"	5/8"
2016-12-12	3/4"	3/4"

2004... SAE 45° FEMALE SWIVEL



Part Number	Tube Size	Hose I.D.
2004-04-04	1/4"	1/4"
2004-05-04	5/16"	1/4"
2004-06-06	3/8"	3/8"
2004-06-08	3/8"	1/2"
2004-08-06	1/2"	3/8"
2004-08-08	1/2"	1/2"
2004-08-10	1/2"	5/8"
2004-10-08	5/8"	1/2"
2004-10-10	5/8"	5/8"
2004-12-12	3/4"	3/4"


The seats on 2004 fittings are dual angle 37° and 45° so that where the thread dimensions are the same, these parts can be used with JIC or SAE adapters. In sizes -06 and -12, the JIC and SAE thread dimensions do not match, so in those sizes PULSAR offers 2005 series JIC fittings.

2014... SAE 45° MALE



Part Number	Tube Size	Hose I.D.
2014-04-04	1/4"	1/4"
2014-05-04	5/16"	1/4"
2014-06-06	3/8"	3/8"
2014-08-08	1/2"	1/2"
2014-10-08	5/8"	1/2"
2014-10-10	5/8"	5/8"

2005... JIC 37° FEMALE SWIVEL



Part Number	Tube Size	Hose I.D.
2005-06-06	3/8"	3/8"
2005-12-12	3/4"	3/4"

2015... JIC 37° MALE



Part Number	Tube Size	Hose I.D.
2015-06-06	3/8"	3/8"

2002... FEMALE INVERTED FLARE



Part Number	Tube Size	Hose I.D.
2002-03-04	3/16"	1/4"
2002-04-04	1/4"	1/4"
2002-05-04	5/16"	1/4"
2002-06-06	3/8"	3/8"

2000 SERIES REUSABLE COUPLINGS

2012... MALE INVERTED FLARE




Part Number	Tube Size	Hose I.D.
2012-03-04	3/16"	1/4"
2012-04-04	1/4"	1/4"
2012-05-04	5/16"	1/4"
2012-06-06	3/8"	3/8"
2012-08-08	1/2"	1/2"
2012-10-10	5/8"	5/8"

2008... NPT FEMALE SOLID PUSH-ON FITTING



Part Number	Pipe Size	Hose I.D.
2008-02-04	1/8"	1/4"
2008-04-04	1/4"	1/4"
2008-06-06	3/8"	3/8"
2008-08-08	1/2"	1/2"

2000... HOSE MENDER



Part Number	Hose I.D.
2000-04	1/4"
2000-06	3/8"
2000-08	1/2"
2000-10	5/8"
2000-12	3/4"

2001... PLAIN TUBE END



Part Number	Tube Size	Hose I.D.
2001-04-04	1/4"	1/4"
2001-05-04	5/16"	1/4"
2001-06-06	3/8"	3/8"

2006... FEMALE PIPE SWIVEL BALL SEAT STYLE



Part Number	Pipe Size	Hose I.D.
2006-02-04	1/8"	1/4"
2006-04-04	1/4"	1/4"
2006-04-06	1/4"	3/8"
2006-06-06	3/8"	3/8"
2006-08-08	1/2"	1/2"

3000 & 3400 SERIES REUSABLE COUPLINGS

Today 3000 series reusables are mainly only found in the agriculture industry where they are used as emergency repair fittings. New proprietary wire braid hoses with varying dimensions and higher pressures have made 3000 reusables obsolete in heavy industrial applications.

3400 fittings are used on hydraulic suction lines with SAE100R4 hose. They are generally attached with bolt clamps.

3100... SAE 100R1AT SOCKET



Part Number	Hose I.D.
3100-04	1/4"
3100-06	3/8"
3100-08	1/2"
3100-12	3/4"

3200... SAE 100R2AT SOCKET




Part Number	Hose I.D.
3200-04	1/4"
3200-06	3/8"
3200-08	1/2"
3200-12	3/4"
3200-16	1"

3016... NPTF MALE



Part Number	Thread	Hose I.D.
3016-04-04	1/4-18	1/4"
3016-06-06	3/8-18	3/8"
3016-08-08	1/2-14	1/2"
3016-12-12	3/4-14	3/4"

3005... JIC 37° FEMALE SWIVEL



Part Number	Thread	Hose I.D.
3005-04-04	7/16-20	1/4"
3005-06-06	9/16-18	3/8"
3005-08-08	3/4-16	1/2"
3005-12-12	1 1/16-12	3/4"
3005-16-16	1 5/16-12	1"

3409... SAE 100R4 CODE 61 FLANGE



Part Number	Flange O.D.	Hose I.D.
3409-24-32	2.38"	2"
3409-32-24	2.81"	1 1/2"
3409-32-32	2.81"	2"
3409-32-40	2.81"	2 1/2"
3409-40-32	3.31"	2"
3409-40-40	3.31"	2 1/2"
3409-48-48	4.00"	3"
3409-64-64	5.00"	4"

3449... SAE 100R4 CODE 61 FLANGE 45° ELBOW



Part Number	Flange O.D.	Hose I.D.	Drop Length
3449-24-32	2.38"	2"	0.80"
3449-32-32	2.81"	2"	1.77"
3449-32-40	2.81"	2 1/2"	2.65"
3449-40-40	3.31"	2 1/2"	2.13"
3449-48-48	4.00"	3"	2.47"

3499... SAE 100R4 CODE 61 FLANGE 90° ELBOW



Part Number	Flange O.D.	Hose I.D.	Drop Length
3499-24-32	2.38"	2"	5.00"
3499-32-32	2.81"	2"	4.13"
3499-32-40	2.81"	2 1/2"	5.75"
3499-32-48	2.81"	3"	6.75"
3499-40-40	3.31"	2 1/2"	5.00"
3499-40-48	3.31"	3"	6.75"
3499-48-40	4.00"	2 1/2"	5.25"
3499-48-48	4.00"	3"	6.00"
3499-64-64	5.00"	4"	7.75"

3500 SERIES REUSABLE COUPLINGS

3500 reusables fit SAE100R5 dimensions hoses and are common on large vehicles and equipment in North America.

3505... JIC 37° FEMALE SWIVEL



Part Number	Thread	Hose I.D.
3505-04-04	7/16-20	3/16"
3505-04-05	7/16-20	1/4"
3505-05-05	1/2-20	1/4"
3505-06-05	9/16-18	1/4"
3505-06-06	9/16-18	5/16"
3505-06-08	9/16-18	13/32"
3505-08-08	3/4-16	13/32"
3505-08-10	3/4-16	1/2"
3505-10-10	7/8-14	1/2"
3505-12-12	1 1/16-12	5/8"
3505-16-16	1 5/16-12	7/8"
3505-20-20	1 5/8-12	1 1/8"
3505-24-24	1 7/8-12	1 3/8"
3505-32-32	2 1/2-12	1 13/16"

3516... NPTF MALE



Part Number	Thread	Hose I.D.
3516-02-04	1/8-27	3/16"
3516-04-04	1/4-18	3/16"
3516-04-05	1/4-18	1/4"
3516-04-06	1/4-18	5/16"
3516-06-06	3/8-18	5/16"
3516-06-08	3/8-18	13/32"
3516-08-08	1/2-14	13/32"
3516-08-10	1/2-14	1/2"
3516-08-12	1/2-14	5/8"
3516-12-10	3/4-14	1/2"
3516-12-12	3/4-14	5/8"
3516-12-16	3/4-14	7/8"
3516-16-16	1-1 1/2	7/8"
3516-20-20	1 1/4-1 1/2	1 1/8"
3516-24-24	1 1/2-1 1/2	1 3/8"
3516-32-32	2-1 1/2	1 13/16"

3544... SAE 45° FEMALE - 45° ELBOW



Part Number	Thread	Hose I.D.	Drop Length
3544-04-04	7/16-20	3/16"	0.33"
3544-05-05	1/2-20	1/4"	0.36"
3544-06-06	5/8-18	5/16"	0.39"
3544-08-08	3/4-16	13/32"	0.55"
3544-10-10	7/8-14	1/2"	0.64"
3544-12-12	1 1/16-14	5/8"	0.78"

3504... SAE 45° FEMALE SWIVEL




Part Number	Thread	Hose I.D.
3504-04-04	7/16-20	3/16"
3504-04-06	7/16-20	5/16"
3504-05-05	1/2-20	1/4"
3504-06-06	5/8-18	5/16"
3504-08-06	3/4-16	5/16"
3504-08-08	3/4-16	13/32"
3504-10-08	7/8-14	13/32"
3504-10-10	7/8-14	1/2"
3504-12-12	1 1/16-14	5/8"

Also available in brass 3 piece style - see 3504B.

3500 SERIES REUSABLE COUPLINGS


3545... JIC 37° FEMALE - 45° ELBOW



For other sizes see 3544.


Part Number	Thread	Hose I.D.	Drop Length
3545-06-06	9/16-18	5/16"	0.39"
3545-12-12	11/16-12	5/8"	0.78"
3545-16-16	15/16-12	7/8"	1.07"

3594... SAE 45° FEMALE - 90° ELBOW



Part Number	Thread	Hose I.D.	Drop Length
3594-04-04	7/16-20	3/16"	0.68"
3594-05-05	1/2-20	1/4"	0.77"
3594-06-06	5/8-18	5/16"	0.85"
3594-08-08	3/4-16	13/32"	1.09"
3594-10-10	7/8-14	1/2"	1.23"
3594-12-12	11/16-14	5/8"	1.82"

3595... JIC 37° FEMALE - 90° ELBOW



Part Number	Thread	Hose I.D.	Drop Length
3595-06-06	9/16-18	5/16"	0.85"
3595-12-12	11/16-12	5/8"	1.82"
3595-16-16	15/16-12	7/8"	2.37"
3595-20-20	15/8-12	1 1/8"	2.75"

For other sizes see 3594.

3594L... SAE 45° FEMALE - LONG 90° ELBOW



Part Number	Thread	Hose I.D.	Drop Length
3594L-04-04	7/16-20	3/16"	1.80"
3594L-05-05	1/2-20	1/4"	1.77"
3594L-06-06	5/8-18	5/16"	2.18"
3594L-08-08	3/4-16	13/32"	2.43"

3595L... JIC 37° FEMALE - LONG 90° ELBOW



Part Number	Thread	Hose I.D.	Drop Length
3595L-06-06	9/16-18	5/16"	2.18"
3595L-12-12	11/16-12	5/8"	3.73"
3595L-16-16	15/16-12	7/8"	4.58"

3514... SAE 45° MALE



Part Number	Thread	Hose I.D.
3514-04-04	7/16-20	3/16"
3514-05-05	1/2-20	1/4"
3514-06-06	5/8-18	5/16"
3514-08-08	3/4-16	13/32"
3514-10-10	7/8-14	1/2"
3514-12-12	11/16-14	5/8"

3500 SERIES REUSABLE COUPLINGS

3515... JIC 37° MALE



Part Number	Thread	Hose I.D.
3515-04-04	7/16-20	3/16"
3515-05-05	1/2-20	1/4"
3515-06-06	9/16-18	5/16"
3515-08-08	3/4-16	13/32"
3515-10-10	7/8-14	1/2"
3515-12-12	1 1/16-12	5/8"
3515-16-16	1 5/16-12	7/8"

3504B... BRASS SAE 45° FEMALE SWIVEL



Part Number	Thread	Hose I.D.
3504B-04-04	7/16-20	3/16"
3504B-06-06	5/8-18	5/16"
3504B-08-08	3/4-16	13/32"
3504B-10-10	7/8-14	1/2"
3504B-12-12	1 1/16-14	5/8"


Note: This is a three piece style fitting and will require an adapter for assembly.

3512... MALE INVERTED FLARE




Part Number	Thread	Hose I.D.
3512-04-04	7/16-24	3/16"
3512-05-05	1/2-20	1/4"
3512-06-06	5/8-18	5/16"
3512-08-08	3/4-18	13/32"

3542... MALE INVERTED FLARE 45° FITTING



Part Number	Thread	Hose I.D.	Drop Length
3542-06-06	5/8-18	5/16"	0.96"

3592... MALE INVERTED FLARE - 90° ELBOW



Part Number	Thread	Hose I.D.	Drop Length
3592-04-04	7/16-24	3/16"	1.69"
3592-05-05	1/2-20	1/4"	1.69"
3592-06-06	5/8-18	5/16"	1.73"
3592-08-08	3/4-18	13/32"	1.75"

4100 SERIES REUSABLE COUPLINGS

4116... NPTF MALE



Part Number	Thread	Hose I.D.
4116-02-04	1/8-27	3/16"
4116-04-04	1/4-18	3/16"
4116-04-05	1/4-18	1/4"
4116-08-10	1/2-14	1/2"
4116-12-12	3/4-14	5/8"

4105... JIC 37° FEMALE SWIVEL



Part Number	Thread	Hose I.D.
4105-06-06	9/16-18	5/16"
4105-12-12	11/16-12	5/8"
4105-16-16	15/16-12	7/8"

For other sizes see 4104.

4104... SAE 45° FEMALE SWIVEL



Part Number	Thread	Hose I.D.
4104-04-04	7/16-20	3/16"
4104-05-05	1/2-20	1/4"
4104-06-06	5/8-18	5/16"
4104-08-08	3/4-16	13/32"
4104-10-10	7/8-14	1/2"
4104-12-12	11/16-14	5/8"

4100 series reusables fit 157 TEFLON® hose in high temperature applications such as air compressor connections.

4194... SAE 45° FEMALE - 90° ELBOW




Part Number	Thread	Hose I.D.	Drop Length
4194-04-04	7/16-20	3/16"	0.68"
4194-06-06	5/8-18	5/16"	0.85"
4194-08-08	3/4-16	13/32"	1.09"

4101... SAE BALL SLEEVE



Part Number	Thread	Hose I.D.
4101-10-10	13/16-18	1/2"

4170... AIR BRAKE COMPRESSION



Part Number	Tube O.D.	Hose I.D.
4170-10-10	5/8"	1/2"

4100... REPLACEMENT SLEEVE



Part Number	Hose I.D.
4100-04	3/16"
4100-05	1/4"
4100-06	5/16"
4100-08	13/32"
4100-10	1/2"
4100-12	5/8"
4100-16	7/8"